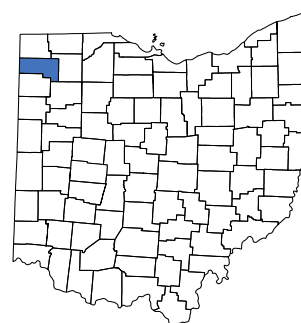
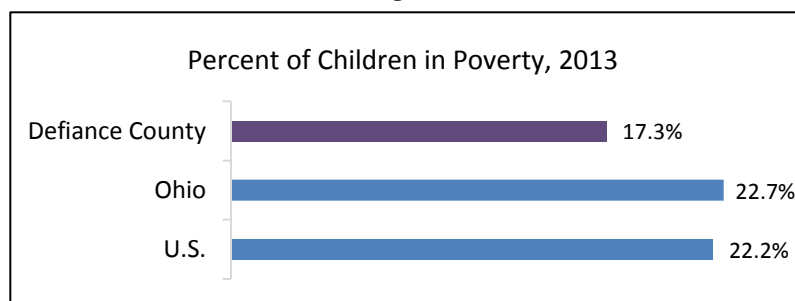



Defiance County



Demographic	Year	Defiance	Ohio
Total population (#)	2013	39,037	11,570,808
Child population (#)	2013	9,187	2,649,830
Race and ethnicity of child population			
White (%)	2013	94.5%	79.9%
Black (%)	2013	4.5%	17.4%
Asian (%)	2013	0.5%	2.4%
Hispanic (%)	2013	15.8%	5.5%
Region (Metro, Rural, Suburban, Appalachian)		Rural	
Economic Well-being	Year	Defiance	Ohio
Children living in poverty (%)	2013	17.3%	22.7%
Median income (\$)	2013	\$48,971	\$48,138
Unemployment rate (%)	2013	7.2%	7.4%
Children receiving SNAP/Food Stamps (%)	2013	26.6%	29.8%
Students economically disadvantaged (%)	2013	38.9%	48.5%
Education	Year	Defiance	Ohio
Children in publicly funded child care (%)	2013	3.7%	6.9%
4th grade math - proficient or higher (%)	2013-2014	84.6%	78.3%
4th grade reading - proficient or higher (%)	2013-2014	90.6%	85.7%
High school graduation rate (%)	2012-2013	94.4%	82.2%
Health	Year	Defiance	Ohio
Children enrolled in Medicaid (%)	2013	55.1%	50.6%
Births to teens (birth rate for females age 15-17)	2012	11.8	12.8
Low birth weight babies (% of all births)	2013	7.1%	8.5%
Safety	Year	Defiance	Ohio
Child maltreatment (rate per 1,000 children)	2013	4.2	7.6
Felony adjudications (rate per 1,000 children)	2013	1.9	1.7
Children in foster care (rate per 1,000 children)	2013	4.7	8.5

KIDS COUNT DATA CENTER

A project of the Annie E. Casey Foundation, KIDS COUNT is the premier source for data on child and family well-being in the United States. Access hundreds of indicators, download data and create reports and graphics on the KIDS COUNT Data Center that support smart decisions about children and families. Visit datacenter.kidscount.org



www.cdfohio.org