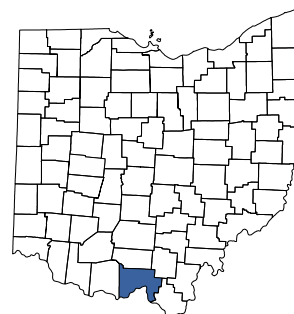
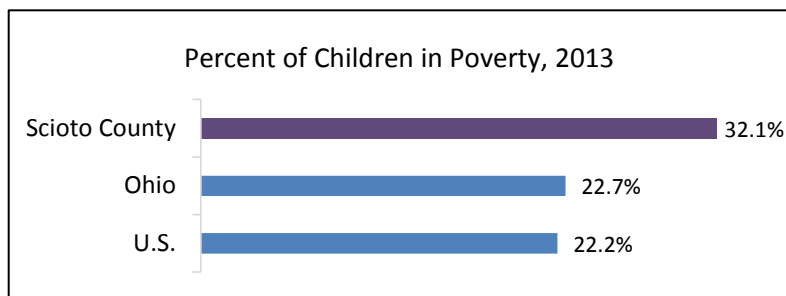



Scioto County



Demographic	Year	Scioto	Ohio
Total population (#)	2013	79,499	11,570,808
Child population (#)	2013	17,301	2,649,830
Race and ethnicity of child population			
White (%)	2013	95.2%	79.9%
Black (%)	2013	3.6%	17.4%
Asian (%)	2013	0.5%	2.4%
Hispanic (%)	2013	2.2%	5.5%
Region (Metro, Rural, Suburban, Appalachian)		Appalachian	
Economic Well-being	Year	Scioto	Ohio
Children living in poverty (%)	2013	32.1%	22.7%
Median income (\$)	2013	\$36,682	\$48,138
Unemployment rate (%)	2013	11.5%	7.4%
Children receiving SNAP/Food Stamps (%)	2013	45.0%	29.8%
Students economically disadvantaged (%)	2013	66.6%	48.5%
Education	Year	Scioto	Ohio
Children in publicly funded child care (%)	2013	5.7%	6.9%
4th grade math - proficient or higher (%)	2013-2014	82.8%	78.3%
4th grade reading - proficient or higher (%)	2013-2014	88.4%	85.7%
High school graduation rate (%)	2012-2013	93.2%	82.2%
Health	Year	Scioto	Ohio
Children enrolled in Medicaid (%)	2013	72.0%	50.6%
Births to teens (birth rate for females age 15-17)	2012	21.4	12.8
Low birth weight babies (% of all births)	2013	6.7%	8.5%
Safety	Year	Scioto	Ohio
Child maltreatment (rate per 1,000 children)	2013	6.4	7.6
Felony adjudications (rate per 1,000 children)	2013	0.7	1.7
Children in foster care (rate per 1,000 children)	2013	15.1	8.5

KIDS COUNT DATA CENTER

A project of the Annie E. Casey Foundation, KIDS COUNT is the premier source for data on child and family well-being in the United States. Access hundreds of indicators, download data and create reports and graphics on the KIDS COUNT Data Center that support smart decisions about children and families. Visit datacenter.kidscount.org



Children's Defense Fund
OHIO
www.cdfohio.org