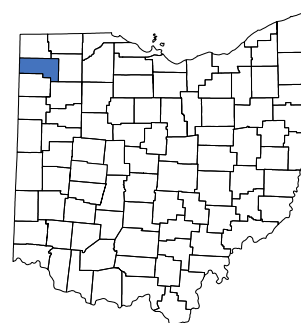
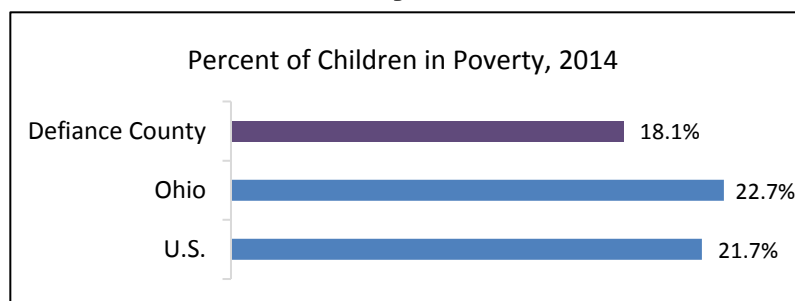


Defiance County




Demographic	Year	Defiance	Ohio
Total population (#)	2015	38,352	11,613,423
Child population (#)	2015	8,950	2,628,477
Race and ethnicity of child population			
White (%)	2015	94.4%	79.3%
Black (%)	2015	4.6%	17.7%
Asian (%)	2015	0.6%	2.5%
Hispanic (%)	2015	15.6%	5.8%
Region (Metro, Rural, Suburban, Appalachian)		Rural	
Economic Well-being	Year	Defiance	Ohio
Children living in poverty (%)	2014	18.1%	22.7%
Median income (\$)	2014	\$53,026	\$49,349
Unemployment rate (%)	2015	4.9%	4.9%
Children receiving SNAP/Food Stamps (%)*	2015	31.9%	36.2%
Students economically disadvantaged (%)	2015-2016	39.3%	49.9%
Education	Year	Defiance	Ohio
Children in publicly funded child care (%)*	2015	2.3%	6.9%
4th grade math - proficient or higher (%)	2015-2016	81.1%	69.2%
4th grade reading - proficient or higher (%)	2015-2016	64.8%	57.5%
High school graduation rate (%)	2014-2015	94.9%	83.0%
Health	Year	Defiance	Ohio
Children enrolled in Medicaid (%)	2015	53.4%	52.3%
Births to teens (birth rate for females age 15-17)	2015	8.7	10.0
Low birth weight babies (% of all births)	2015	6.3%	8.5%
Safety	Year	Defiance	Ohio
Child maltreatment (rate per 1,000 children)	2015	6.5	6.7
Felony adjudications (rate per 1,000 children)	2015	1.9	1.7
Children in foster care (rate per 1,000 children)	2015	8.0	8.7

* Defiance and Paulding County now combine this data and report it under Defiance County.

KIDS COUNT DATA CENTER

A project of the Annie E. Casey Foundation, KIDS COUNT is the premier source for data on child and family well-being in the United States. Access hundreds of indicators, download data and create reports and graphics on the KIDS COUNT Data Center that support smart decisions about children and families. Visit datacenter.kidscount.org



Children's Defense Fund
OHIO

www.cdf ohio.org