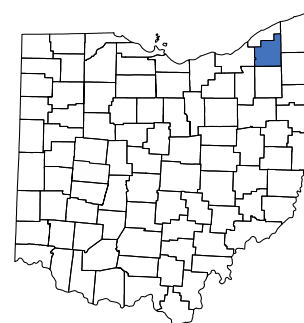
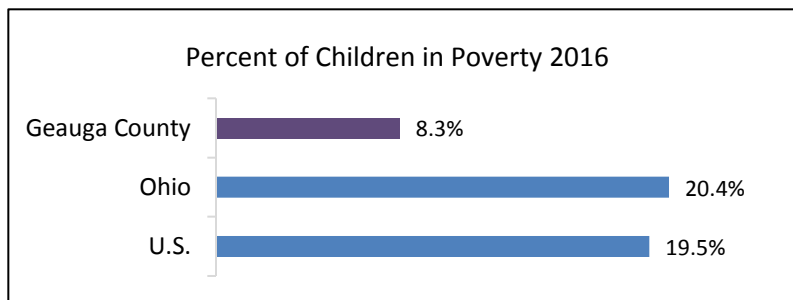


Geauga County




Demographics	Year	Geauga	Ohio
Total population (#)	2016	94,060	11,614,373
Child population (#)	2016	22,064	2,612,172
Race and ethnicity of child population			
White (%)	2016	97.1%	79.0%
Black (%)	2016	1.8%	17.9%
Asian (%)	2016	1.0%	2.7%
Hispanic (%)	2016	2.0%	6.0%
Region (Metro, Rural, Suburban, Appalachian)		Suburban	
Economic Well-being	Year	Geauga	Ohio
Children living in poverty (%)	2016	8.3%	20.4%
Median income (\$)	2016	\$77,938	\$52,357
Unemployment rate (%)	2016	4.4%	4.9%
Children receiving SNAP/Food Stamps (%)	2016	9.2%	35.4%
Students economically disadvantaged (%)	2016-2017	17.9%	50.9%
Education	Year	Geauga	Ohio
Children in publicly funded child care (%)	2016	1.8%	6.9%
4th grade math - proficient or higher (%)	2016-2017	84.5%	72.4%
4th grade reading - proficient or higher (%)	2016-2017	78.4%	62.8%
High school graduation rate (%)	2015-2016	93.1%	83.5%
Health	Year	Geauga	Ohio
Children enrolled in Medicaid (%)*	2016	20.9%	54.6%
Teen births (rate per 1,000 females age 15-17)†	2016	1.8	8.9
Low birth weight babies (% of all births)	2016	5.7%	8.7%
Infant Mortality (rate per 1,000 births)†	2016	5.4	7.4
Safety	Year	Geauga	Ohio
Child maltreatment (rate per 1,000 children)	2016	3.8	6.8
Felony adjudications (rate per 1,000 children)	2016	0.9	1.8
Children in foster care (rate per 1,000 children)	2016	5.2	9.3

*Based on County of Eligibility, unlike data for previous years that had been based on County of Residence

†County rate based on fewer than 10 occurrences

KIDS COUNT DATA CENTER

A project of the Annie E. Casey Foundation, KIDS COUNT is the premier source for data on child and family well-being in the United States. Access hundreds of indicators, download data and create reports and graphics on the KIDS COUNT Data Center that support smart decisions about children and families. Visit datacenter.kidscount.org



Children's Defense Fund
OHIO
www.cdfohio.org