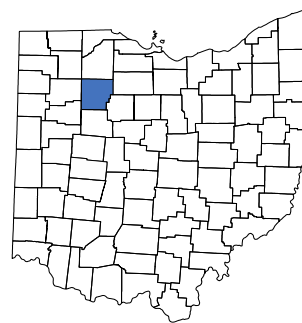
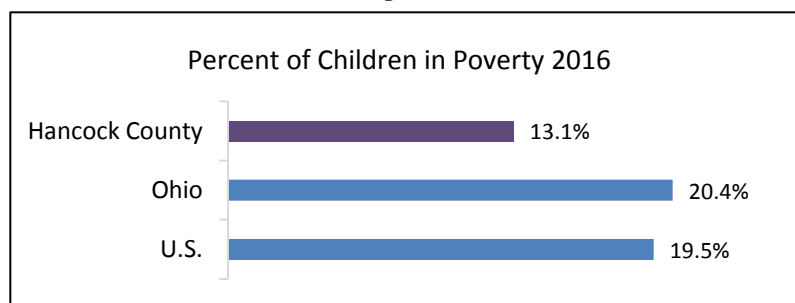


Hancock County



Demographics	Year	Hancock	Ohio
Total population (#)	2016	75,872	11,614,373
Child population (#)	2016	17,190	2,612,172
Race and ethnicity of child population			
White (%)	2016	92.9%	79.0%
Black (%)	2016	4.4%	17.9%
Asian (%)	2016	2.2%	2.7%
Hispanic (%)	2016	8.5%	6.0%
Region (Metro, Rural, Suburban, Appalachian)		Rural	
Economic Well-being	Year	Hancock	Ohio
Children living in poverty (%)	2016	13.1%	20.4%
Median income (\$)	2016	\$56,406	\$52,357
Unemployment rate (%)	2016	3.6%	4.9%
Children receiving SNAP/Food Stamps (%)	2016	25.8%	35.4%
Students economically disadvantaged (%)	2016-2017	34.7%	50.9%
Education	Year	Hancock	Ohio
Children in publicly funded child care (%)	2016	3.6%	6.9%
4th grade math - proficient or higher (%)	2016-2017	83.6%	72.4%
4th grade reading - proficient or higher (%)	2016-2017	67.0%	62.8%
High school graduation rate (%)	2015-2016	92.5%	83.5%
Health	Year	Hancock	Ohio
Children enrolled in Medicaid (%)*	2016	46.6%	54.6%
Teen births (rate per 1,000 females age 15-17)†	2016	6.1	8.9
Low birth weight babies (% of all births)	2016	7.2%	8.7%
Infant Mortality (rate per 1,000 births)†	2016	3.3	7.4
Safety	Year	Hancock	Ohio
Child maltreatment (rate per 1,000 children)	2016	5.9	6.8
Felony adjudications (rate per 1,000 children)	2016	1.7	1.8
Children in foster care (rate per 1,000 children)	2016	75872.0	9.3

*Based on County of Eligibility, unlike data for previous years that had been based on County of Residence


†County rate based on fewer than 10 occurrences

KIDS COUNT DATA CENTER

A project of the Annie E. Casey Foundation, KIDS COUNT is the premier source for data on child and family well-being in the United States. Access hundreds of indicators, download data and create reports and graphics on the KIDS COUNT Data Center that support smart decisions about children and families. Visit datacenter.kidscount.org



THE ANNIE E. CASEY FOUNDATION



Children's Defense Fund
OHIO
www.cdfohio.org