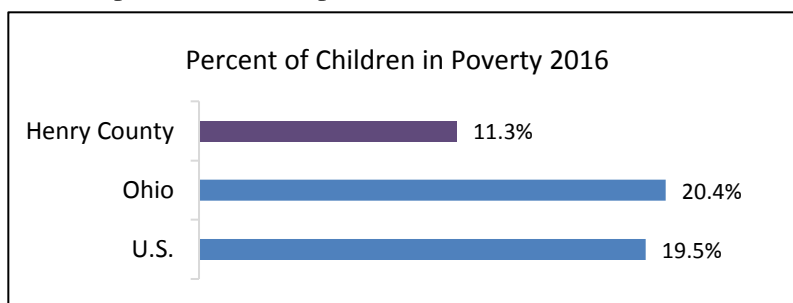


Henry County




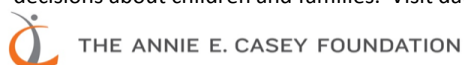
Demographics	Year	Henry	Ohio
Total population (#)	2016	27,629	11,614,373
Child population (#)	2016	6,409	2,612,172
Race and ethnicity of child population			
White (%)	2016	96.6%	79.0%
Black (%)	2016	2.0%	17.9%
Asian (%)	2016	0.8%	2.7%
Hispanic (%)	2016	12.1%	6.0%
Region (Metro, Rural, Suburban, Appalachian)		Rural	
Economic Well-being	Year	Henry	Ohio
Children living in poverty (%)	2016	11.3%	20.4%
Median income (\$)	2016	\$57,752	\$52,357
Unemployment rate (%)	2016	5.3%	4.9%
Children receiving SNAP/Food Stamps (%)	2016	21.8%	35.4%
Students economically disadvantaged (%)	2016-2017	34.7%	50.9%
Education	Year	Henry	Ohio
Children in publicly funded child care (%)	2016	2.1%	6.9%
4th grade math - proficient or higher (%)	2016-2017	90.3%	72.4%
4th grade reading - proficient or higher (%)	2016-2017	74.5%	62.8%
High school graduation rate (%)	2015-2016	94.1%	83.5%
Health	Year	Henry	Ohio
Children enrolled in Medicaid (%)*	2016	44.4%	54.6%
Teen births (rate per 1,000 females age 15-17)†	2016	3.6	8.9
Low birth weight babies (% of all births)	2016	9.9%	8.7%
Infant Mortality (rate per 1,000 births)†	2016	13.8	7.4
Safety	Year	Henry	Ohio
Child maltreatment (rate per 1,000 children)	2016	7.3	6.8
Felony adjudications (rate per 1,000 children)†	2016	1.1	1.8
Children in foster care (rate per 1,000 children)	2016	6.6	9.3

*Based on County of Eligibility, unlike data for previous years that had been based on County of Residence

†County rate based on fewer than 10 occurrences

KIDS COUNT DATA CENTER

A project of the Annie E. Casey Foundation, KIDS COUNT is the premier source for data on child and family well-being in the United States. Access hundreds of indicators, download data and create reports and graphics on the KIDS COUNT Data Center that support smart decisions about children and families. Visit datacenter.kidscount.org



Children's Defense Fund
OHIO
www.cdfohio.org