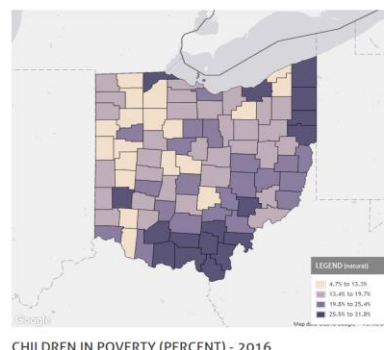
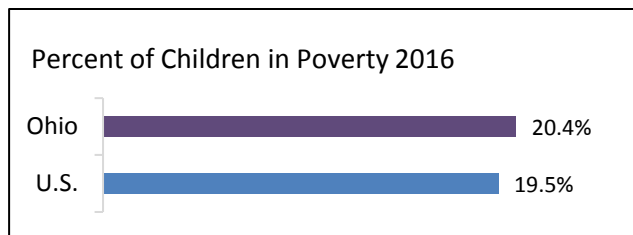


# State of Ohio




Children's Defense Fund-Ohio  
KIDS COUNT Data Center, datacenter.kidscount.org  
A project of the Annie E. Casey Foundation

Demographics	Year	Ohio
Total population (#)	2016	11,614,373
Child population (#)	2016	2,612,172
<b>Race and ethnicity of child population</b>		
White (%)	2016	79.0%
Black (%)	2016	17.9%
Asian (%)	2016	2.7%
Hispanic (%)	2016	6.0%
Economic Well-being	Year	Ohio
Children living in poverty (%)	2016	20.4%
Median income (\$)	2016	\$52,357
Unemployment rate (%)	2016	4.9%
Children receiving SNAP/Food Stamps (%)	2016	35.4%
Students economically disadvantaged (%)	2016-2017	50.9%
Education	Year	Ohio
Children in publicly funded child care (%)	2016	6.9%
4th grade math - proficient or higher (%)	2016-2017	72.4%
4th grade reading - proficient or higher (%)	2016-2017	62.8%
High school graduation rate (%)	2015-2016	83.5%
Health	Year	Ohio
Children enrolled in Medicaid (%)	2016	54.6%
Teen births (rate per 1,000 females age 15-17)	2016	8.9
Low birth weight babies (% of all births)	2016	8.7%
Infant Mortality (rate per 1,000 births)	2016	7.4
Safety	Year	Ohio
Child maltreatment (rate per 1,000 children)	2016	6.8
Felony adjudications (rate per 1,000 children)	2016	1.8
Children in foster care (rate per 1,000 children)	2016	9.3

\*Based on County of Eligibility, unlike data for previous years that had been based on County of Residence

## KIDS COUNT DATA CENTER

A project of the Annie E. Casey Foundation, KIDS COUNT is the premier source for data on child and family well-being in the United States. Access hundreds of indicators, download data and create reports and graphics on the KIDS COUNT Data Center that support smart decisions about children and families. Visit [datacenter.kidscount.org](http://datacenter.kidscount.org)



Children's Defense Fund  
OHIO  
[www.cdfohio.org](http://www.cdfohio.org)